

EPOCH

GSD7572T-580

BIFACIAL MODULE WITH DUAL GLASS
N-Type

KEY FEATURES



SMBB Technology

Better light trapping and current collection to improve module power output and reliability.



PID Resistance

Excellent Anti-PID performance guarantee via optimized mass-production process and materials control.



Higher Power Output

Module power increases 5-25% generally, bringing significantly lower LCOE and higher IRR.




Hot 2.0 Technology

The N-type module with Hot 2.0 technology has better reliability and lower LID/LETID.



Enhanced Mechanical Load

Certified to withstand: wind load (2400 Pascal) and snowload(5400 Pascal).



LINEAR PERFORMANCE WARRANTY

IEC61215(2016) IEC61730(2016)

ISO9001:2015:

Quality Management System

ISO14001:2015:

Environment Management System

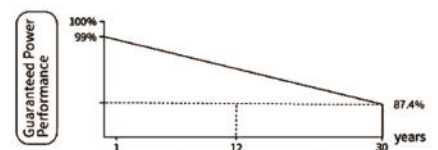
ISO45001:2018

Occupational health and safety management systems

12 Year Product Warranty

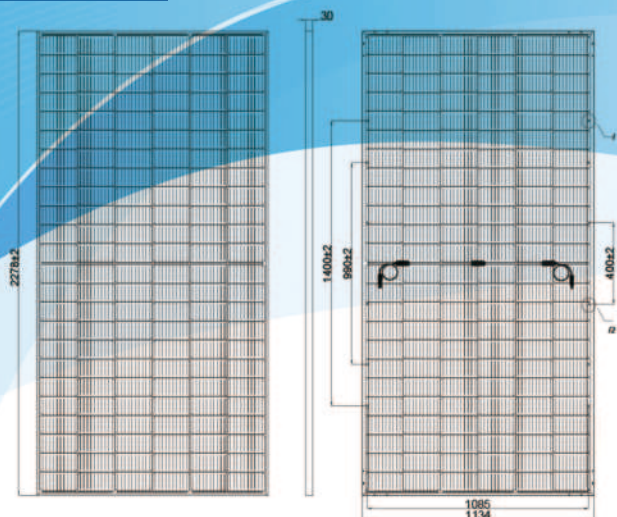
30 Year Linear Power Warranty

0.40% Annual Degradation Over 30 years



KEY FEATURES

Electrical Performance & Temperature Dependence



Front

Side

Back



*This tolerance range applies only to the four-angle distance of the module as indicated above.

Packaging Configuration

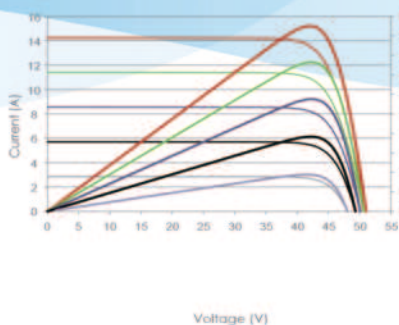
(Two pallets = One stack)

36pcs/pallets,72pcs/stack,720pcs/ 40'HQ Container

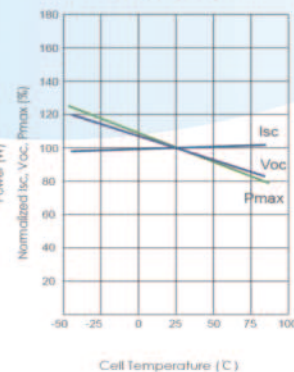
SPECIFICATIONS

Module Type	GSD7S72T-560		GSD7S72T-565		GSD7S72T-570		GSD7S72T-575		GSD7S72T-580	
	STC	NOCT	STC	NOCT	STC	NOCT	STC	NOCT	STC	NOCT
Maximum Power(Pmax)	560Wp	421Wp	565Wp	425Wp	570Wp	429Wp	575Wp	432Wp	580Wp	436Wp
Maximum Power Voltage (Vmp)	41.95V	39.39V	42.14V	39.52V	42.29V	39.65V	42.44V	39.78V	42.59V	39.87V
Maximum Power Current (Imp)	13.35A	10.69A	13.41A	10.75A	13.48A	10.81A	13.55A	10.87A	13.62A	10.94A
Open-circuit Voltage (Voc)	50.67V	48.13V	50.87V	48.32V	51.07V	48.51V	51.27V	48.70V	51.47V	48.89V
Short-circuit Current (Isc)	14.13A	11.41A	14.19A	11.46A	14.25A	11.50A	14.31A	11.55A	14.37A	11.60A
Module Efficiency STC (%)	21.68%		21.87%		22.07%		22.26%		22.45%	
Operating Temperature(C)	-40°C~+85°C									
Maximum system voltage	1500VDC(IEC)									
Maximum series fuse rating	30A									
Power tolerance	0~+3%									
Temperature coefficients of Pmax	-0.30%/°C									
Temperature coefficients of Voc	-0.25%/°C									
Temperature coefficients of Isc	0.046%/°C									
Nominal operating cell temperature (NOCT)	45±2°C									
Refer. Bifacial Factor	80±5%									

Current-Voltage & Power-Voltage Curves (570W)



Temperature Dependence of Isc, Voc, Pmax



Mechanical Characteristics

Cell Type	N type Mono-crystalline
No. of cells	144 (2 X 72)
Dimensions	2278X1134X30mm(89.69X44.65X1.18inch)
Weight	32 kg (70.55 lbs)
Front Glass	2.0mm, Anti-Reflection Coating
Back Glass	2.0mm, Heat Strengthened Glass
Frame	Anodized Aluminium Alloy
Junction Box	IP68 Rated
Output Cables	300mm in length or Customized Length

BIFACIAL OUTPUT-REAR SIDE POWER GAIN

5%	Maximum Power(Pmax)	588Wp	593Wp	599Wp	604Wp	609Wp
	Module Efficiency STC(%)	22.76%	22.97%	23.17%	23.37%	23.57%
15%	Maximum Power(Pmax)	644Wp	650Wp	656Wp	661Wp	667Wp
	Module Efficiency STC(%)	24.93%	25.15%	25.37%	25.60%	25.82%
25%	Maximum Power(Pmax)	700Wp	706Wp	713Wp	719Wp	725Wp
	Module Efficiency STC(%)	27.10%	27.34%	27.58%	27.82%	28.07%

*STC: ☀ Irradiance 1000W/m² 🌡 Cell Temperature 25C ☁ AM=1.5
 NOCT: ☀ Irradiance 800W/m² 🌡 Ambient Temperature 20°C ☁ AM=1.5 🌬 Wind Speed 1m/s

The specification and key features described in this datasheet may deviate slightly and are not guaranteed. Due to ongoing innovation, R&D enhancement, EPOCH reserves the right to make any adjustment to the information described herein at anytime without notice. Please always obtain the most recent version of the datasheet which shall be duly incorporated into the binding contract made by the parties governing all transactions related to the purchase and sale of the products described herein.