

EPOCH

GSD7578T-625

BIFACIAL MODULE WITH DUAL GLASS
N-Type

KEY FEATURES



SMBB Technology

Better light trapping and current collection to improve module power output and reliability.



PID Resistance

Excellent Anti-PID performance guarantee via optimized mass-production process and materials control.



Higher Power Output

Module power increases 5-25% generally, bringing significantly lower LCOE and higher IRR.



Hot 2.0 Technology

The N-type module with Hot 2.0 technology has better reliability and lower LID/LETID.



Enhanced Mechanical Load

Certified to withstand: wind load (2400 Pascal) and snowload(5400 Pascal).



LINEAR PERFORMANCE WARRANTY



IEC61215(2016) IEC61730(2016)

ISO9001:2015:

Quality Management System

ISO14001:2015:

Environment Management System

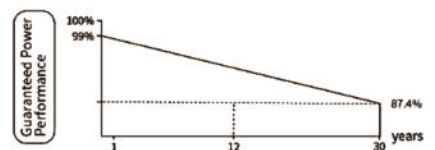
ISO45001:2018

Occupational health and safety management systems

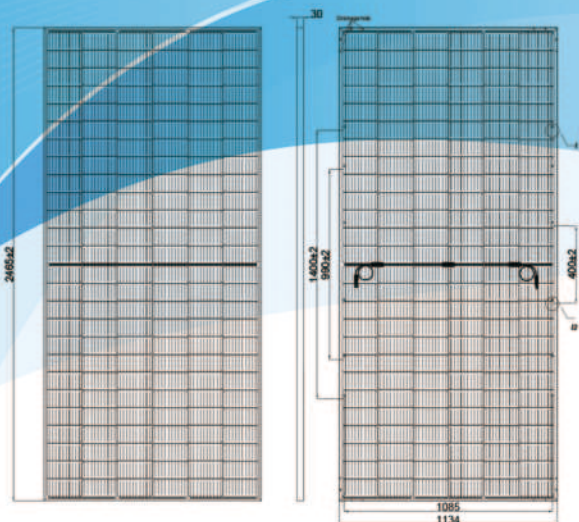
12 Year Product Warranty

30 Year Linear Power Warranty

0.40% Annual Degradation Over 30 years



KEY FEATURES



Front

Side

Back



*This tolerance range applies only to the four-angle distance of the module as indicated above.

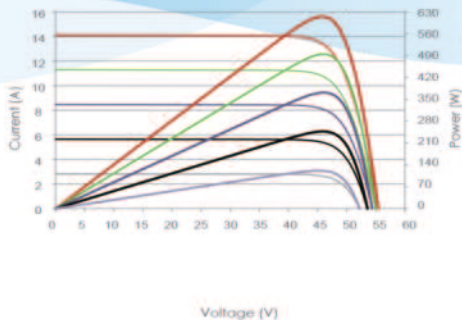
Packaging Configuration

(Two pallets = One stack)

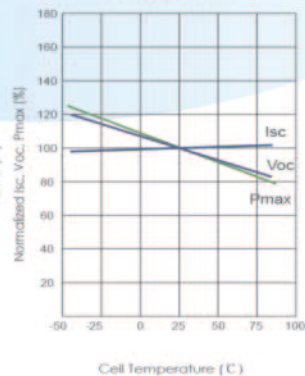
36pcs/pallets,72pcs/stack,576pcs/ 40'HQ Container

Electrical Performance & Temperature Dependence

Current-Voltage & Power-Voltage Curves (615W)



Temperature Dependence of Isc, Voc, Pmax



Mechanical Characteristics

Cell Type	N type Mono-crystalline
No. of cells	156 (2 X 78)
Dimensions	2465X1134X30mm(97.05X44.65X1.18inch)
Weight	34.6kg (76.38 lbs)
Front Glass	2.0mm, Anti-Reflection Coating
Back Glass	2.0mm, Heat Strengthened Glass
Frame	Anodized Aluminium Alloy
Junction Box	IP68 Rated
Output Cables	300mm in length or Customized Length

SPECIFICATIONS

Module Type	GSD7S78T-605		GSD7S78T-610		GSD7S78T-615		GSD7S78T-620		GSD7S78T-625	
	STC	NOCT	STC	NOCT	STC	NOCT	STC	NOCT	STC	NOCT
Maximum Power(Pmax)	605Wp	455Wp	610Wp	459Wp	615Wp	462Wp	620Wp	466Wp	625Wp	470Wp
Maximum Power Voltage (Vmp)	45.42V	42.23V	45.60V	42.35V	45.77V	42.46V	45.93V	42.57V	46.10V	42.68V
Maximum Power Current (Imp)	13.32A	10.77A	13.38A	10.83A	13.44A	10.89A	13.50A	10.95A	13.56A	11.01A
Open-circuit Voltage (Voc)	55.17V	52.41V	55.31V	52.54V	55.44V	52.66V	55.58V	52.79V	55.72V	52.93V
Short-circuit Current (Isc)	13.95A	11.26A	14.03A	11.33A	14.11A	11.39A	14.19A	11.46A	14.27A	11.52A
Module Efficiency STC (%)	21.64%		21.82%		22.00%		22.18%		22.36%	
Operating Temperature(C)	-40°C~+85°C									
Maximum system voltage	1500VDC(IEC)									
Maximum series fuse rating	30A									
Power tolerance	0~+3%									
Temperature coefficients of Pmax	-0.30%/°C									
Temperature coefficients of Voc	-0.25%/°C									
Temperature coefficients of Isc	0.046%/°C									
Nominal operating cell temperature (NOCT)	45±2°C									
Refer. Bifacial Factor	80±5%									

BIFACIAL OUTPUT-REAR SIDE POWER GAIN

		635Wp	641Wp	646Wp	651Wp	656Wp
5%	Maximum Power(Pmax)	635Wp	641Wp	646Wp	651Wp	656Wp
	Module Efficiency STC(%)	22.73%	22.91%	23.10%	23.29%	23.48%
15%	Maximum Power(Pmax)	696Wp	702Wp	707Wp	713Wp	719Wp
	Module Efficiency STC(%)	24.89%	25.10%	25.30%	25.51%	25.71%
25%	Maximum Power(Pmax)	756Wp	763Wp	769Wp	775Wp	781Wp
	Module Efficiency STC(%)	27.05%	27.28%	27.50%	27.73%	27.95%

*STC: ☀ Irradiance 1000W/m² 🌡 Cell Temperature 25C ☁ AM=1.5
 NOCT: ☀ Irradiance 800W/m² 🌡 Ambient Temperature 20°C ☁ AM=1.5 🌬 Wind Speed 1m/s

The specification and key features described in this datasheet may deviate slightly and are not guaranteed. Due to ongoing innovation, R&D enhancement, EPOCH reserves the right to make any adjustment to the information described herein at anytime without notice. Please always obtain the most recent version of the datasheet which shall be duly incorporated into the binding contract made by the parties governing all transactions related to the purchase and sale of the products described herein.